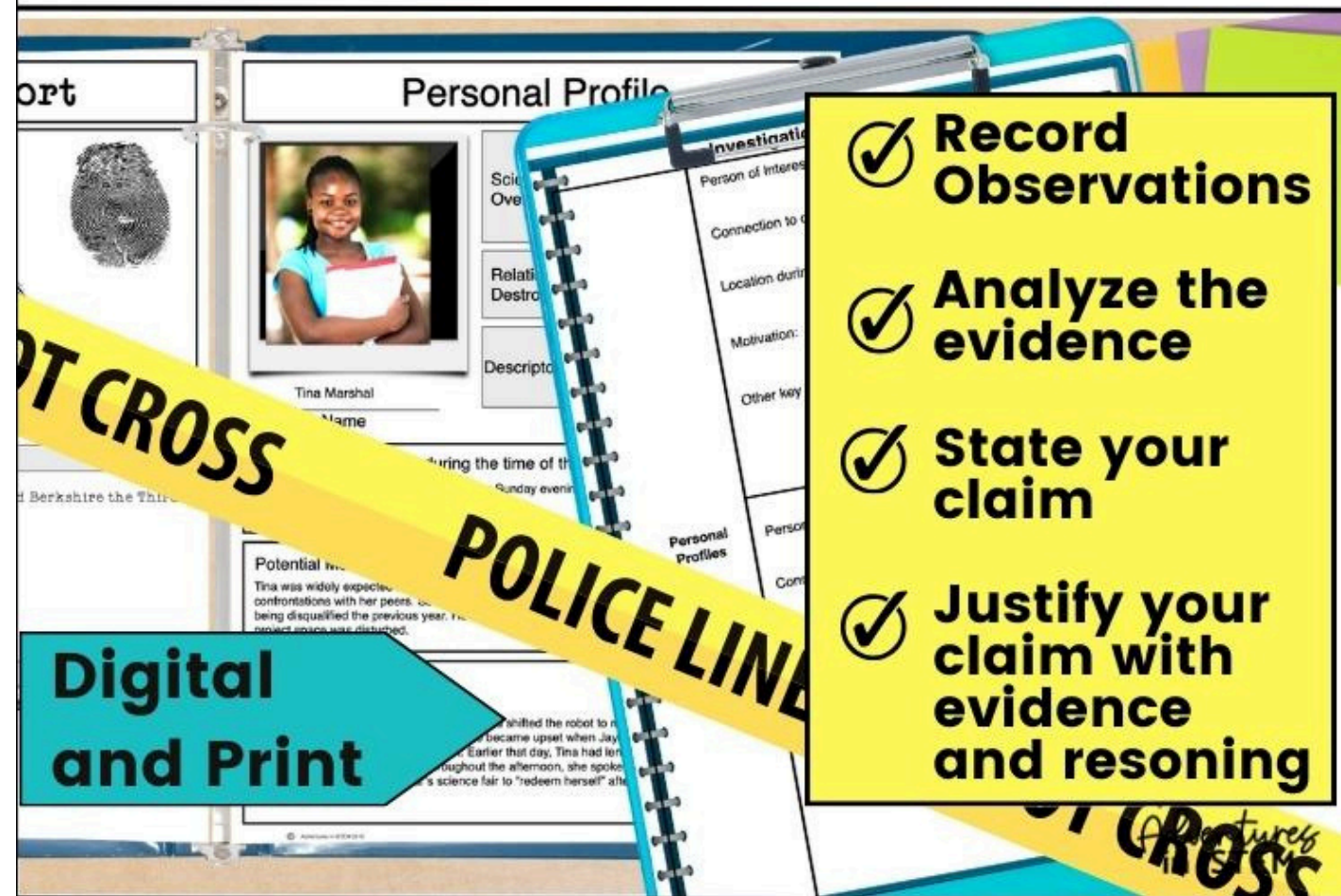


CSI INVESTIGATION

CER Practice

Forensic Science



Two CER practice
Activities in one

Scroll Through

To take a peek inside!

Help students analyze
data, pull out key
details from passages,
and then share their
findings in a CER.

Resource *includes*

- ✓ **Teacher presentation**
- ✓ **Student journal**
- ✓ **Police reports**
- ✓ **Forensic reports**
- ✓ **writing template**
- ✓ **Grading rubric**
- ✓ **Sentence starters and student self-assessment checklist**

CSI INVESTIGATION

CER Practice

The image shows two overlapping 'Evidence Report' forms. The front form is highlighted with a red border and contains the following text:

Evidence Report

DETAILED REPORT:
Item No. : FGR02
Case No. : USLE1542
Date of Collection: 05/09/2025
Collected by: Officer Valeria Chen
Location of Collection:
Gymnasium, Redwood Middle School
1025 Pine St.
Ferndale, CA 48069

DESCRIPTION OF EVIDENCE:
Sample of drink found on the table of Tina Marshal. The as orange soda.

CHAIN OF CUSTODY:
Received From: Officer Valeria Chen
Received By: Darik Smith
Date Processed: 05/25/2025

The back form is partially visible and contains similar information, including a photograph of a blue-capped vial.

DO YOUR STUDENTS STRUGGLE WITH



Interpreting data



Finding the key details in passages



Using evidence to support a claim



Using reasoning to link the evidence to the claim



I've Got You Covered

- ✓ Engaging lesson where the students become the detectives
- ✓ Data tables to interpret
- ✓ Police report for students to pull out key details
- ✓ Journal to help students record their observations
- ✓ Sentence support to help them write their CER



This activity was a great way to work on CER without being too "science-y." I teach 9th grade instructional biology and this was just the right amount of science and writing. My students lose interest very quickly and solving the mystery kept them guessing. After every piece of evidence, they were were trying to figure out how he died. Great resource!- Carolynn

CSI INVESTIGATION

CER Practice

The image shows three overlapping forensic forms. The top form is an 'Evidence Report' with a yellow border, containing fields for 'Item No. : MJW02', 'Case No. : USLE1542', and 'Date of Collection: 05/09/2025'. The middle form is a 'Personal Profile' for Omar Patel, including a photo, a science fair project overview, relationship to a destroyed robot, descriptors, and answers to questions about the incident and motive. The bottom form is another 'Evidence Report' with a green border, containing fields for 'Item No. : SBK02', 'Case No. : USLE1542', 'Date of Collection: 05/09/2025', 'Collected by: Officer Valeria Chen', and 'Location of Collection: Gymnasium, Redwood Middle School, 1025 Pine St., Ferndale, CA 48069'. It also includes a 'DESCRIPTION OF EVIDENCE' section with the text 'Fabric swatch of Tina Marshal' and a 'CHAIN OF CUSTODY' section with fields for 'Received From: Officer Valeria Chen', 'Received By: Darik Smith', and 'Date Received: 05/09/2025'.

What Are *students* Doing?

- ✓ Reading police reports
- ✓ Analyzing and interpreting data from the forensic reports

Fingerprint, footprint, DNA, Chemical Analysis, fabric analysis, blood type, autopsy, chemical (toxicology including drugs and alcohol in the system)

- ✓ Organizing their thoughts
- ✓ Answering the question as to what happened using claim, evidence, reasoning

Introduce the Case and have students go through the police reports



Student journal




Police reports

Incident Report

Case No.: USLE1841 Date: Sunday 03/13/2022
Reporting Officer: Officer Williams Time: 08:15 am
Location: Dinning Room, Beckingham Manor, Upper Stratford, London, England

Photographs



Incident Report

Case No.: USLE1841
Reporting Officer: Officer Williams
Location: Dinning Room, Beckingham Manor, Upper Stratford, London, England

Photographs



Incident Report

Case No.: USLE1841 Date: Sunday 03/13/2022
Reporting Officer: Officer Williams Time: 08:15 am
Location: Dinning Room, Beckingham Manor, Upper Stratford, London, England

Preliminary Information:
People at the scene: Sir Edward Berkshire the Third (deceased)
Robert Dursley - Butler
Antonio Romano - Chef
Susette LeFleur - Maid

Observations
The mirror next to the dining table is broken, and the mirror pieces are on the floor near the body. Some of the mirror shards have blood on them. The body lay on the floor between the table and the wall with the broken mirror. Many cuts are on the back of the head and above the left ear. There is a large puddle of blood under the body. A steak knife with blood is near the left hand on the floor. On the table is an open bottle of wine, about 3/4 still full, and a glass half full of red wine. The steak and vegetables on the dinner plate look like the victim was halfway through eating dinner. There is also a bottle on the table for a prescription of acebutolol.



Evidence Collected
Body of Sir Edward Berkshire the Third
Bloody knife
Bloody shard of mirror
Blood near the body
Wine glass
Medicine bottle

solve the Case of Sir Edward Berkshire the Third

File Edit View Insert Format Slide Arrange Tools Extensions Help


1 2 3 4 5 6 7

Early Sunday morning Robert Dursley, the butler, entered Beckingham Manor and discovered Sir Berkshire the Third on the floor in the dining room with blood surrounding his head. He immediately called the police. When the police arrived, they discovered Sir Berkshire the Third was deceased and probably had been for at least 30 hours.



Next, have them look at the different profiles of the victim and suspects

Personal Profile



Occupation: CEO / Owner of Unlimited

Descriptors:
Gray hair, 6'3"
Victim
Born: 09/21/1940
Died: 03/11/2022

Relationship status:


Name: Sir Edward Berkshire the Third

Important Information:
Owner of Beckingham Manor. A 10 bedroom, 12 bath estate located in Upper Stratford. Owner of Berkshire Holdings, estimated to be worth \$670,000,000. Not well-liked. Described as a shrewd businessman, not nice, greedy.

Potential Motive?
Listed in the will to receive 60% of the estate earnings.

Additional information?
He owns a three-bedroom Cottage in Lower Stratford, where he lives alone. Net Worth: 5,000,000. Employees witnessed Sir William and Edward arguing last Wednesday; they were unsure what the argument was about.

Personal Profile



Occupation: Board member of Unlimited

Relationship to victim:

Descriptors: Gray hair, scar on right cheek
Born: 02/01/1945

Relationship status:


Name: Sir William Berkshire

Where was the person during the time of the incident?
At home, claiming the storm made driving to his brother's house and weekly Friday night meal difficult. No witnesses to confirm location.

Potential Motive?
Listed in the will to receive 25% of the estate earnings.

Additional information?
He owns a two-bedroom apartment in Lower Stratford, where he lives alone. Net Worth: 1,000,000. Has been employed by Sir Edward for two years. Other employees say that he is always doing more than what is expected of a butler. He discovered the body the next day.

Personal Profile



Occupation: Butler

Relationship to victim:

Descriptors: Gray hair, tattoo of an ankle
Born: 06/15/1994

Relationship status:


Name: Robert Dursley

Where was the person during the time of the incident?
Home in his apartment. He left Beckingham Manor around 6:45 pm after placing Sir Edward's dinner on the table and checking that the employees had gone home for the night before the storm. He tried to lock all the doors before he left, but he admitted he didn't because the front door was secure as he was in a hurry to beat the storm. He noticed that everyone else had gone for the night. He did notice that the door was slightly open when he arrived back at Beckingham Manor the next morning. He was seen leaving the manor by the chef in the garden tending to the vegetables.

Potential Motive?
Listed in the will to receive 10% of the estate earnings.

Additional information?
Rents a two-bedroom apartment with three other people in Lower Stratford and shares a room. Net Worth: 120,000. Has been employed by Sir Edward for two years. Other employees say she is a very good worker. Sir William Berkshire when he comes for his weekly meal.

Personal Profile



Occupation:

Relationship to victim:

Descriptors:

Relationship status:


Name: Susette LeFleur

Where was the person during the time of the incident?
Home in her apartment. She left Beckingham Manor around 6:45 pm after ensuring that Sir Edward's bed was turned and his night clothes were laid out for him. She left the manor as the butler as she left. Her roommates noted she arrived at her apartment at 7 am, even though she lived only 30 minutes away from the manor. She had trouble due to the storm, which made her come home late.

Potential Motive?
She is listed in the will to receive 10% of the estate earnings.

Additional information?
Rents a studio apartment by himself in Lower Stratford. Net Worth: 30,000. He has been employed by Sir Edward for only two months after the previous chef left, claiming he couldn't deal with the demands of Sir Edward.

Personal Profile



Occupation: Chef

Relationship to victim: Employee

Descriptors: black hair, 5'8" 185 lbs
tattoo of butcher knife on back of left shoulder
Born: 10/14/1984

Relationship status: Engaged

Name: Antonio Romano

Where was the person during the time of the incident?
Home in his apartment. He left Beckingham Manor around 6:45 pm through the side door after plating Sir Edward's usual Friday night dinner of steak, potatoes, and peas and giving it to the butler. He wanted to ensure the vegetables in the garden were covered and protected from the storm before he left and stayed an extra 30 minutes to ensure they were well covered and secure. No one saw him leave out the side door as everyone else had already left, and Robert was serving the food.

Potential Motive?
He has a gambling problem and owes Sir Edward money from a loan to help cover his debt.

Additional information?
Rents a studio apartment by himself in Lower Stratford. Net Worth: 30,000. He has been employed by Sir Edward for only two months after the previous chef left, claiming he couldn't deal with the demands of Sir Edward.

Then, have them go through the various forensic evidence: DNA, Fingerprint, Blood matching, Autopsy, chemical analysis

Evidence Report

DETAILED REPORT:
 Item No. : SEB31
 Case No. : USLE1541
 Date of Collection: 03/13/2022
 Collected by: Officer Williams
 Location of Collection:
 Beckingham Manor, Upper Stratford,
 London, England
 Description of Evidence:
 Fingerprints on steak knife

ANALYSIS OF EVIDENCE:
 The fingerprints match the fingerprint of Sir Edward and Antonio Romano.

CHAIN OF CUSTODY:
 Received From: Officer Williams
 Received By: Dr. Sarah Jones
 Date Processed: 3/30/2022
 Date Analyzed: 4/6/2022

Evidence Report

DETAILED REPORT:
 Item No. : SEB32
 Case No. : USLE1541
 Date of Collection: 03/14/2022
 Collected by: Dr. Kelly Jones
 Location of Collection:
 Upper Stratford Coroner
 Description of Evidence:
 Vial of blood taken during the autopsy

Drug	Results
drug test: alcohol	detected: 0.2%
drug test: barbituates	Not detected
drug test: chloroform	Not detected
Drug: cannabis	Not detected
Drug: amphetamines	Not detected
Drug: nicotine	Not detected

CHAIN OF CUSTODY:
 Received From: Dr. Kelly Jones
 Received By: Darik Smith
 Date Processed: 3/18/2022
 Date Analyzed: 4/1/2022

Evidence Report

DETAILED REPORT:
 Item No. : SEB34
 Case No. : USLE1541
 Date of Collection: 03/13/2022
 Collected by: Officer Williams
 Location of Collection:
 Beckingham Manor, Upper Stratford,
 London, England
 Description of Evidence:
 Blood found on the floor near the victim

ANALYSIS OF EVIDENCE:
 DNA matches the DNA of Sir Edward Berkshire the Th

CHAIN OF CUSTODY:
 Received From: Officer Williams
 Received By: Darik Smith
 Date Processed: 3/17/2022
 Date Analyzed: 3/31/2022

Autopsy Report

DETAILED REPORT:
 Name: Sir Edward Berkshire, the Third
 Case No. : USLE1541
 Date of Autopsy: 03/14/2022

Age	Race	Sex	Length	Weight
81	white	M	6'3"	

Heart	Liver	Lungs	Brain
abnormal: blockage of aorta	abnormal: showing early signs of liver disease	normal	normal

Multiple cuts on the side and back of the head with a large laceration above the left ear.

Front

Back

POSSIBLE CAUSE OF DEATH:
 Blockage of the aorta and loss of blood.

Evidence Report

DETAILED REPORT:
 Item No. : SEB44
 Case No. : USLE1541
 Date of Collection: 03/16/2022
 Collected by: Officer Williams
 Location of Collection:
 493 Pine St. #63, Lower Stratford,
 London, England
 Description of Evidence:
 Vial of blood from Susette LeFleur

ANALYSIS OF EVIDENCE:
 Blood is identified as A+.

CHAIN OF CUSTODY:
 Received From: Officer Williams
 Received By: Darik Smith
 Date Processed: 3/21/2022
 Date Analyzed: 4/3/2022

Students will put all of their findings and state what happened using a claim, evidence, reasoning paragraph

The image displays a series of educational materials for a forensic investigation project. On the left, two spiral-bound notebooks are shown. The first notebook has sections for 'Incident Report' and 'Personal Profile'. The second notebook has a section for 'Evidence Reports'. In the center, a form titled 'Evidence' is shown with a large empty space for notes and an arrow pointing to the right. To the right of the arrow is another form titled 'Reasoning' with sections for 'Claim', 'Evidence', and 'Reasoning'. On the far right, a large red-bordered box titled 'Claim, Evidence, and Reasoning' provides detailed instructions and examples for each section.

Investigation Notebook

Incident Report

Personal Profile

Investigation Notebook

Evidence Reports

Evidence

Reasoning

Investigation Notebook

Question: What happened to Sir Edward?

Claim:

Evidence: (Include only the important details from your evidence)

Reasoning: (explain the evidence, draw your conclusion)

Claim, Evidence, and Reasoning

Claim

The claim answers the question. It states what you think. It is written in a scientific sentence using academic language. There should be no "I" in the statement.

Some sentence frames to help you write your claim statement

- Sir Edward Berkshire the Third ...
- Based on forensic evidence and observations, Sir Edward Berkshire the Third ...

Evidence

The evidence is the actual observations and forensic evidence from the lab.

Some sentence frames to help you write your evidence statements

- The forensic evidence showed _____.
- According to the _____ report _____.
- During the crime investigation, _____.
- It was discovered that _____.

Reasoning

The reasoning explains why the evidence supports the claim. It uses knowledge that is already known from science class and real world knowledge to link the evidence to the claim.


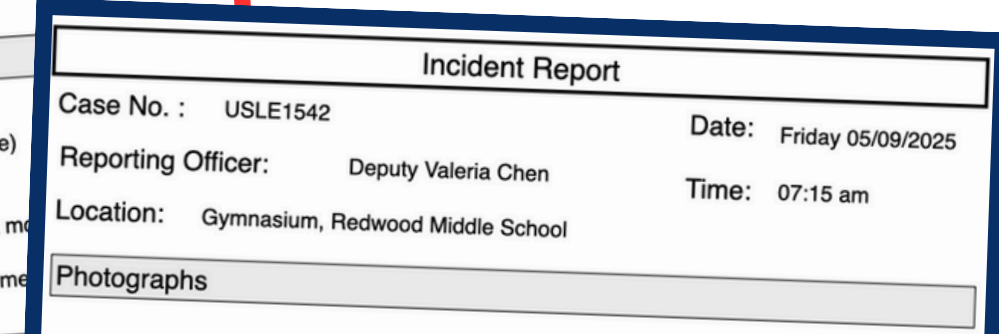
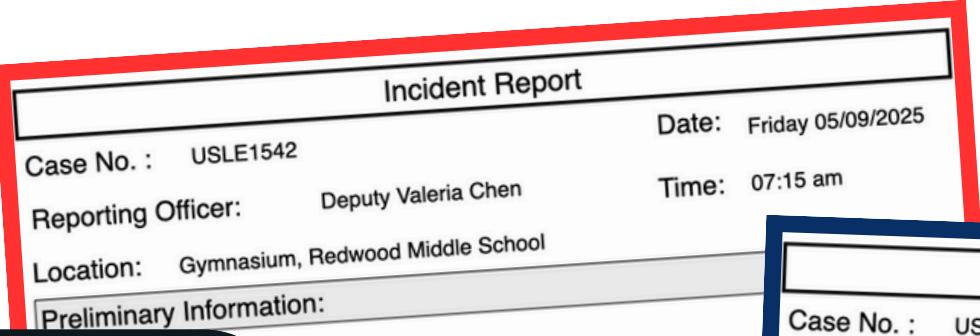
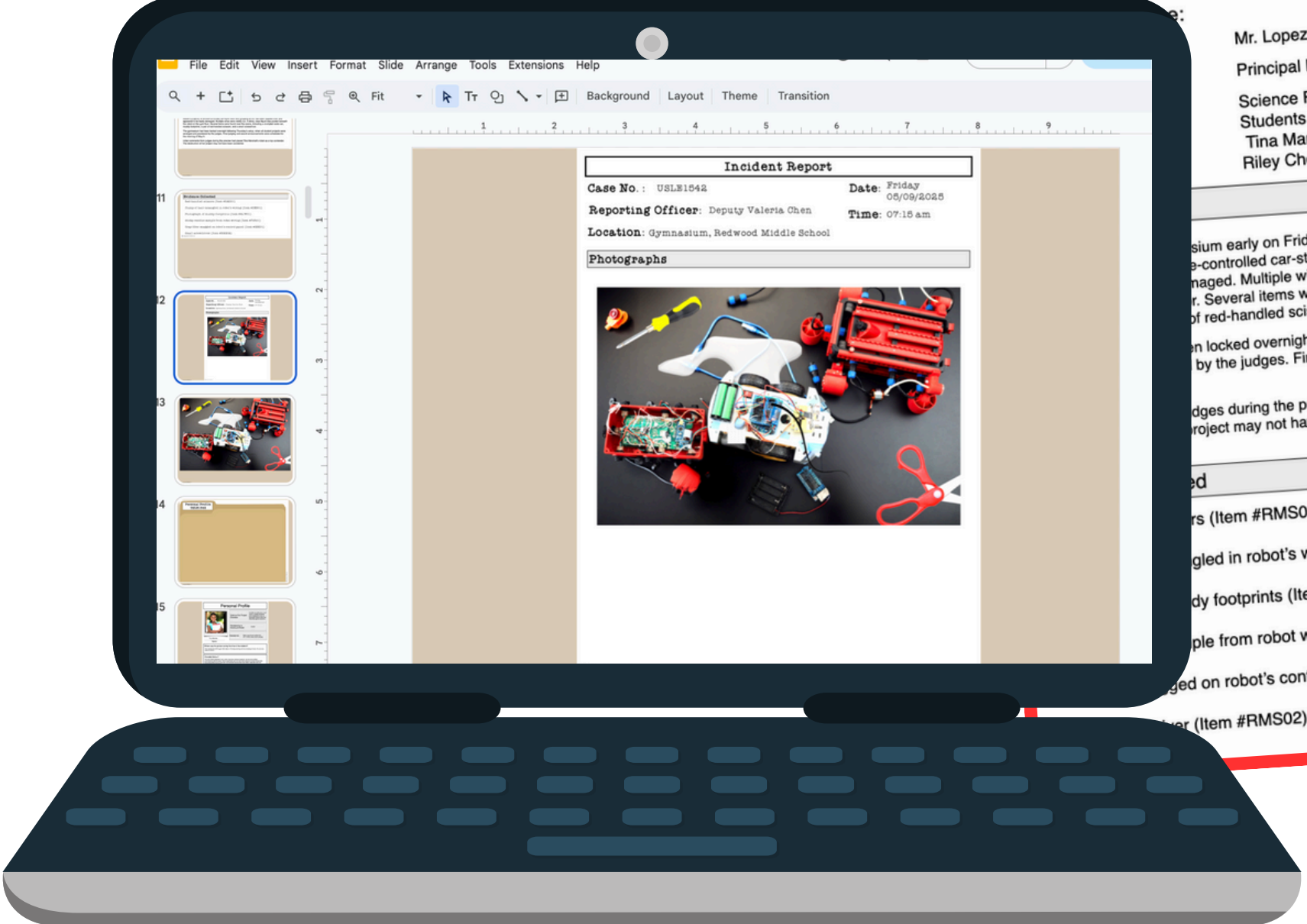
Some sentence frames to help you write your reasoning statement

- This indicates _____.
- This supports the claim because _____.
- This is important because _____.
- This suggests that _____.
- I know _____.
- Therefore, I can conclude _____.

Introduce the Case and have students go through the police reports

 **Student journal**


 **Police reports**



...sium early on Friday morning, the janitor discovered the
e-controlled car-style robot with gripping arms, had been
amaged. Multiple wires were visibly cut. A sticky, clear l
r. Several items were found near the scene, including
of red-handled scissors, and a small screwdriver.
n locked overnight following Thursday's setup, when
by the judges. Final judging and award announceme
dges during the preview had placed Tina Marshall's
project may not have been accidental.
ed
rs (Item #RMS01)
gled in robot's wiring (Item #DEB01)
dy footprints (Item #MJW01)
ple from robot wiring (Item #FGR01)
ged on robot's control panel (Item #SBK01)
or (Item #RMS02)

Next, have them look at the different profiles of the suspects

Personal Profile



Name: Tina Marshal

Science Fair Project Overview: [Text partially obscured]

Relationship to Destroyed Robot: [Text partially obscured]

Descriptors: [Text partially obscured]


Where was the person during the time of the incident?
She claimed she left the gym after setup on Sunday and returned to the gym there to confirm.

Potential Motive?
Tina was widely expected to win, which may have led to confrontations with her peers. Some classmates were being disqualified the previous year. Her frustration over the project space was disturbed.

Additional information?
Tina argued with Riley during setup. Riley's comments, which Tina felt were disrespectful, led to a brief confrontation. This was a significant part of his project. Through the year, it was important to win this year's science fair.

Adventures in STEM 2016

Personal Profile



Name: Lena Gomez

Science Fair Project Overview: [Text partially obscured]

Relationship to Destroyed Robot: [Text partially obscured]

Descriptors: Hispanic, dark hair, 5'10", blue eyes


Where was the person during the time of the incident?
Returned home late and wet from the rain. Parents confirmed her return, but she was not seen at the gym.

Potential Motive?
Lena was removed from Tina's project team shortly before the fair. She reported to friends she had put in a lot of early work that wouldn't be recognized. She was unusually quiet during setup and didn't enter her own project.

Additional information?
Lena spent most of Sunday moving between tables and talking to classmates, but not working on her project. Several students noted that she looked withdrawn and frustrated. When asked where they started, she mentioned she had "put in enough work already" and that she was angry about the robot team.

Adventures in STEM 2016

Personal Profile



Name: Jayden Scott

Science Fair Project Overview: [Text partially obscured]

Relationship to Destroyed Robot: [Text partially obscured]

Descriptors: [Text partially obscured]


Where was the person during the time of the incident?
He said he was playing video games at his cousin's house on Sunday.

Potential Motive?
Jayden's robot was similar in appearance to Tina's but was not as well-developed. He was negatively when judges and classmates praised Tina's project and appeared frustrated afterward.

Additional information?
Jayden clashed with Tina after borrowing her scissors. This led to a tense moment between them. He spent most of the day occasionally glancing toward Tina's robot. According to several judges, he was also overheard saying "I'm going to win this year." He was also overheard saying "I'm going to win this year."

Adventures in STEM 2016

Personal Profile



Name: Marco Yates

Science Fair Project Overview: [Text partially obscured]

Relationship to Destroyed Robot: [Text partially obscured]

Descriptors: Black, short hair, glasses


Where was the person during the time of the incident?
Parents say he was home watching a movie on the night of the sabotage.

Potential Motive?
Marco didn't appear to take the competition seriously and was overheard making fun of Tina's robot about several projects, including Tina's. Some students said he seemed annoyed that he wasn't drawing attention.

Additional information?
Marco spent much of the setup joking with other students and was heard making fun of Tina's robot, calling it "creepy" and "trying too hard." He joked more than he should "knock it over before it wins everything." Several classmates saw him running away from the gym doors after the sabotage. He claimed he had returned to retrieve a folder he had forgotten. Although he didn't seem focused on winning, his project received little attention, which may have annoyed him.

Adventures in STEM 2016

Personal Profile



Name: Omar Patel

Science Fair Project Overview: [Text partially obscured]

Relationship to Destroyed Robot: [Text partially obscured]

Descriptors: [Text partially obscured]

Where was the person during the time of the incident?
He was seen leaving school late, after the gym was already locked.

Potential Motive?
Omar's demo didn't go as planned, and he seemed discouraged by the judges' remarks about how others had more "showy" projects and won.

Additional information?
Omar appeared increasingly frustrated throughout the setup. He kept to himself, trying to fix his code and make his robot work properly. He borrowed a screwdriver from Tina earlier in the day and spent the day working on it. A few students noted that he muttered about how projects that were simple even if the tech behind them is simple.

Adventures in STEM 2016

Personal Profile



Name: Riley Chen

Science Fair Project Overview: [Text partially obscured]

Relationship to Destroyed Robot: Obstacle-sensing drone

Descriptors: Asian, medium-length straight black hair, 5'1" 105 lbs, wears size 5 walking sneakers

Where was the person during the time of the incident?
She claimed she was at a sleepover and left early. Friends confirm the visit, but not the exact departure time.

Potential Motive?
Riley was clearly frustrated that Tina's large robot display blocked the visibility of her drone project. She was observed adjusting the robot's position, which led to a tense verbal exchange between her and Tina.


Additional information?
Riley became frustrated during setup when she realized Tina's robot display was partially blocking the view of her drone project. She tried to move it slightly, which led to a heated exchange between the two. She later complained to a teacher that her project was being unfairly placed and overshadowed. Other students said Riley seemed more tense than usual and was heavily focused on how the judges were perceiving her project.

Adventures in STEM 2016

Then, have them review the various forensic evidence: They will match the fingerprints, footprints, DNA, and fabric of the suspects to those found at the crime scene, and match the liquid at the crime scene to the liquids they were drinking.

Evidence Report

DETAILED REPORT:
Item No. : RMS01
Case No. : USLE1542
Date of Collection: 05/09/2025
Collected by: Officer Valeria Chen
Location of Collection:
Gymnasium, Redwood Middle School
1025 Pine St.
Ferndale, CA 48069



DESCRIPTION OF EVIDENCE:
Fingerprints found on the scissors next to the destroyed robot

CHAIN OF CUSTODY:
Received From: Officer Valeria Chen
Received By: Darik Smith
Date Processed: 05/25/2025

Evidence Report


DETAILED REPORT:
Item No. : DEB02
Case No. : USLE1542
Date of Collection: 05/09/2025
Collected by: Officer Valeria Chen
Location of Collection:
Gymnasium, Redwood Middle School
1025 Pine St.
Ferndale, CA 48069

DESCRIPTION OF EVIDENCE:
Hair sample of Tina Marshal

CHAIN OF CUSTODY:
Received From: Officer Valeria Chen
Received By: Darik Smith
Date Processed: 05/25/2025

Evidence Report

DETAILED REPORT:
Item No. : FGR02
Case No. : USLE1542
Date of Collection: 05/09/2025
Collected by: Officer Valeria Chen
Location of Collection:
Gymnasium, Redwood Middle School
1025 Pine St.
Ferndale, CA 48069




DESCRIPTION OF EVIDENCE:
Sample of drink found on the table of Tina Marshal. The drink was as orange soda.

CHAIN OF CUSTODY:
Received From: Officer Valeria Chen
Received By: Darik Smith
Date Processed: 05/25/2025

Evidence Report

DETAILED REPORT:
Item No. : MJW01
Case No. : USLE1542
Date of Collection: 05/09/2025
Collected by: Officer Valeria Chen
Location of Collection:
Gymnasium, Redwood Middle School
1025 Pine St.
Ferndale, CA 48069




DESCRIPTION OF EVIDENCE:
Photograph of a muddy footprint found on the gym floor from the entrance do with the destroyed robot.

CHAIN OF CUSTODY:
Received From: Officer Valeria Chen
Received By: Darik Smith
Date Processed: 05/25/2025

Evidence Report

DETAILED REPORT:
Item No. : SBK03
Case No. : USLE1542
Date of Collection: 05/09/2025
Collected by: Officer Valeria Chen
Location of Collection:
Gymnasium, Redwood Middle School
1025 Pine St.
Ferndale, CA 48069



DESCRIPTION OF EVIDENCE:
Fabric swatch of Lena Gomez

CHAIN OF CUSTODY:
Received From: Officer Valeria Chen
Received By: Darik Smith
Date Received: 05/09/2025

Students will put all of their findings and state what happened using a claim, evidence, reasoning paragraph

Investigation Notebook

Person of Interest:
 Connection to destroyed robot:
 Location during crime:
 Motivation:
 Other key information:

Personal Profiles

Person of Interest:
 Connection to destroyed robot:
 Location during crime:
 Motivation:
 Other key information:

Investigation Notebook

Fingerprint analysis - scissors:
 Fingerprint analysis - screwdriver:
 DNA analysis - hair sample:
 Chemical analysis - sticky liquid sample:
 Footprint analysis:
 Fabric analysis:

Evidence Reports

Evidence

Reasoning

Investigation Notebook

Question: Who sabotaged the robot?
 Claim:
 Evidence (include only the important details from your evidence):
 Reasoning (explain the evidence and draw your conclusion):

Claim, Evidence, and Reasoning

Claim
 The claim answers the question. It states what you think. It is written in a scientific sentence using academic language. There should be no "I" in the statement.
 Some sentence frames to help you write your claim statement

- The robot was sabotaged by...
- _____ was the person who destroyed the robot.

Evidence
 The evidence is the actual observations and forensic evidence from the lab.
 Some sentence frames to help you write your evidence statements

- The forensic evidence showed _____.
- According to the _____ report _____.
- During the crime investigation, _____.
- It was discovered that _____.
- Furthermore, ...
- Additionally, ...

Reasoning
 The reasoning explains why the evidence supports the claim. It uses knowledge that is already known from science class and real world knowledge to link the evidence to the claim.
 Some sentence frames to help you write your reasoning statement

- This indicates _____.
- This supports the claim because _____.
- This is important because _____.
- This suggests that _____.
- I know _____.
- Therefore, I can conclude _____.

HOW TO USE THE RESOURCE IN

3 simple steps

1 Print the PDF version, make copies, and hand out to students

2 Use the digital version by clicking the titles in the RED BOX to make your own copy (found at the end of the PDF)

3 Share the resource with your students using your favorite LMS (Google Classroom, Powerschool (schoolology), Canva...)

Student CER self-assessment

Claim

- Includes the names of the chemicals in the experiment
- States if a chemical reaction occurred or not
- States the answer to the question

Evidence

- States where the information comes from (according to the data, during the experiment..)
- Includes observations found in the data table
- Includes actual numbers when appropriate

Reasoning

- Explains how the evidence supports the claim
- States why the evidence is important
- Includes a concluding sentence

Mechanics

- No spelling errors
- No grammar errors
- Easy to read
- Includes transition words or sentences

CSI INVESTIGATION

CER Practice

Student CER self-assessment

Claim

Includes the keywords from the question

States the answer to the question

Evidence

According to the data,

Graph

SCIENTIFIC EXPLANATION

Grading Rubric

	4	3	2	1	0
Claim	Claim is clear, answers the question, and is supported by evidence.	Claim answers the question, and is supported by evidence.	Claim is clear, answers the question, but is not supported by evidence.	Claim answers the question, but is not supported by evidence.	No claim is stated.
Evidence	Provides appropriate and sufficient evidence that includes measurements or observations that have been analyzed and interpreted to support the claim.	Provides appropriate and sufficient evidence to support the claim.	Provides appropriate but insufficient evidence to support the claim or also includes inappropriate evidence.	Provides inappropriate evidence that does not support the claim.	No evidence is given to support the claim.
Reasoning	Explains correctly, using scientific principles, why the evidence is included and how it supports the claim.	Explains correctly why the evidence is included or how it supports the claim, but both are missing.	Explains why the evidence is included or how it supports the claim.	Explains why the evidence is included or how it supports the claim.	Explains why the evidence is included or how it supports the claim.
Mechanics	The writing is easy to follow, using academic language and details. Contains no grammar or spelling errors.	The writing is easy to follow, using academic language and details. Contains a few grammar or spelling errors.	The writing is easy to follow, using academic language and details. Contains a few grammar or spelling errors.	The writing is easy to follow, using academic language and details. Contains a few grammar or spelling errors.	The writing is easy to follow, using academic language and details. Contains a few grammar or spelling errors.

Comments:

© Adapted by STEM 2018

Check out what teachers just like you have said about products like this:



I have to give my students multiple opportunities to write argument essays over the school year. I always love having new ways to explain this process. This was a fun activity that really helped my students understand what to do.- Megan



This was a fantastic way of reviewing CER with my students! They were engaged from the get-go! This year, my students are all about crimes and solving mysteries. This resource allowed them to get into the crime and use their CER skills to determine who might have committed the crime. I kept it open-ended, if they had solid evidence to prove someone's guilt, then they got the points. I was amazed at how creative they got with the evidence, and how invested they were in solving the crime! Thank you so much for creating this resource, it was amazing!- Heather



My students loved this activity so much! They were so into solving the "crime" that they didn't even realize the work they were putting in! An excellent way for them to practice CER in little steps and then allow them to put it all together!- Brea

Get Instant Access



1. Add this resource to your cart

Add one to cart

2. Check out securely

3. Download right away

Download

4. Use with your class

5. Leave a review on your My Purchases page to get reward points to spend on new resources!

Leave a review